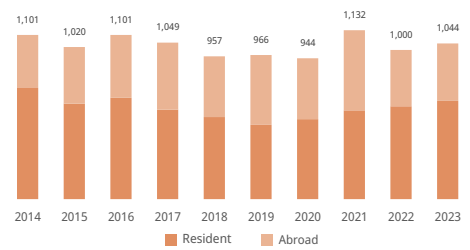


Patent

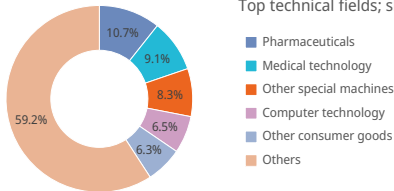
Statistics for applicants residing in this country

| | | | |
|----------------------------------------------------------------------------|------------------------------------------------------|--------|------------------|
| Patent applications; global rank | 1,044 | ↑4.4% | 45 th |
| Resident applications | 659 | ↑5.8% | |
| Abroad applications; global rank | 385 | ↑2.1% | 43 rd |
| Regional rank and share | Europe - 22 nd 0.2% | | |
| | Southern Europe - 4 th 2.7% | | |
| Resident applications per million inhabitants; global rank | 63.6 | | 36 th |
| Resident applications per 100 billion USD GDP; global rank | 175 | | 33 rd |
| Utility model applications; global rank | 22 | ↑46.7% | 66 th |
| PCT international applications; global rank | 114 | ↓14.9% | 43 rd |
| PCT applications per million inhabitants; global rank | 11.0 | | 36 th |
| PCT publications relating to renewable energy (2021-2023) | 9 | | 3.2% |
| Share of university applications (2021-2023) | 5.7% | | |
| Share of women inventors (2021-2023) | 18.2% | | |
| PCT national phase entries; global rank | 248 | ↑21% | 42 nd |
| Share of abroad applications using the PCT System | 51.4% | | |
| PCT top applicants (2021-2023) | | | |
| | Bic Violex Single Member S.A. | 37 | |
| | Bic-violex SA | 13 | |
| | Pharmathen S.A. | 10 | |
| | Aristotle University of Thessaloniki - E.I.k.e. | 5 | |
| | National Center For Scientific Research 'demokritos' | 4 | |

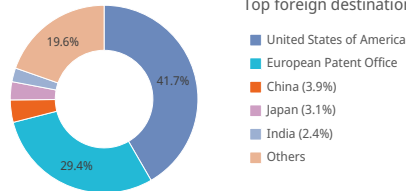
Patent applications



Top technical fields; share



Top foreign destinations; share



Statistics for the IP office

| | | | |
|-------------------------------------------------|------------------------|---------|------------------|
| Total applications; global rank | 1,078 | ↓0.6% | 52 nd |
| Resident; share | 499 | ↑14.2% | 46.3% |
| Non-resident; share | 579 | ↓10.6% | 53.7% |
| Patent Grants | 230 | ↑2.7% | |
| Patents in force; global rank | 28,693 | | 39 th |
| National IP office - applications per examiner | | | |
| National IP office - grant delay in months | | | |
| Filings via regional office - resident | European Patent Office | 160 | |
| Filings via regional office - non-resident | European Patent Office | 199,269 | |

Country of origin of non-resident applications; share

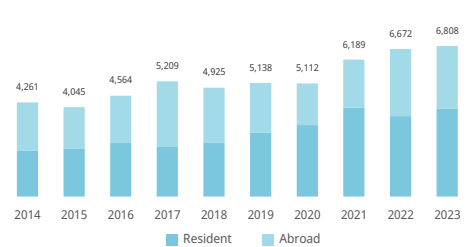
| | | |
|--------------------------|--------|-------|
| United States of America | 48,455 | 24.2% |
| Germany | 24,984 | 12.5% |
| Japan | 21,527 | 10.8% |
| China | 20,762 | 10.4% |
| Republic of Korea | 12,593 | 6.3% |

Trademark

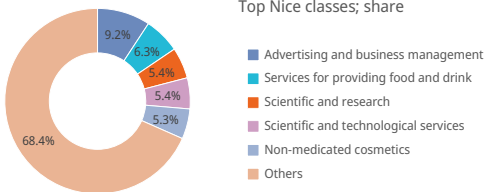
Statistics for applicants residing in this country [1]

| | | | |
|--------------------------------------------------------------------------|----------------------------------------------------------------------|--------|------------------|
| Trademark filings; global rank * | 6,808 | ↑2% | 80 th |
| Resident filings * | 3,981 | ↑9.4% | |
| Abroad filings; global rank | 2,827 | ↓6.8% | 57 th |
| Regional rank and share | Europe - 32 nd 0.2% | | |
| | Southern Europe - 8 th 1.6% | | |
| Resident filings per million inhabitants; global rank | | | |
| Resident filings per 100 billion USD GDP; global rank | | | |
| Madrid international applications; global rank | 137 | ↑35.6% | 41 st |
| Madrid applications per million inhabitants; global rank | | 13.2 | 42 nd |
| Abroad filings via the Madrid System | 1,996 | ↓1% | 44 th |
| Share of abroad filings using the Madrid System | | 68.2% | |
| Madrid top applicants (2021-2023) | | | |
| | Flexopack Societe Anonyme;commercial and Industrial;plastics Company | 11 | |
| | Druckfarben Ellas . . | 10 | |
| | Intracom S.A. Telecom Solutions | 8 | |
| | Touristikos Epicheiriseis Messinias A.e. Me D.t. Temes A.e.e. | 7 | |
| | Dodoni S.a.- Agricultural ;dairy Industry of Epirus | 6 | |

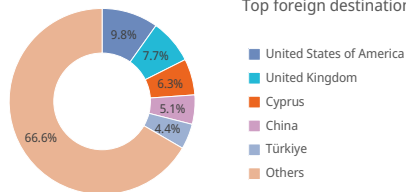
Trademark class count in applications *



Top Nice classes; share



Top foreign destinations; share



Statistics for the IP office [1]

| | | |
|--------------------------------------------------------|---------------------------------------------|---------|
| Total filings; global rank * | | |
| Resident; share | | |
| Non-resident; share | | |
| Number of Classes Specified in Trademark Registrations | | |
| Trademarks in force; global rank | | |
| National IP office - applications per examiner | | |
| National IP office - registration delay in days | | |
| Filings via regional office - resident | European Union Intellectual Property Office | 3,981 |
| Filings via regional office - non-resident | European Union Intellectual Property Office | 432,739 |

Country of origin of non-resident filings; share

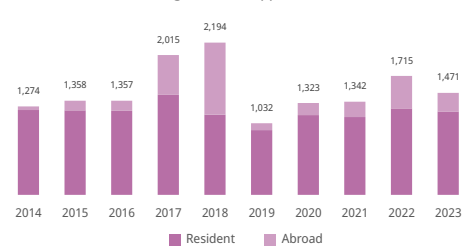
| | | |
|--------------------------|--------|-------|
| Germany | 71,927 | 16.6% |
| Italy | 36,558 | 8.4% |
| China | 35,014 | 8.1% |
| United States of America | 34,430 | 8% |
| France | 27,239 | 6.3% |

Industrial design

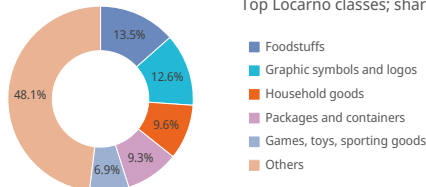
Statistics for applicants residing in this country [2]

| | | | |
|-----------------------------------------------------------------------|------------------------------------------------------------------------|--------|------------------|
| Designs in applications; global rank | 1,471 | ↓14.2% | 36 th |
| Resident filings | 1,202 | ↓3.5% | |
| Abroad filings; global rank | 269 | ↓42.6% | 37 th |
| Regional rank and share | Europe – 19 th 0.5% | | |
| | Southern Europe – 4 th 1.7% | | |
| Resident filings per million inhabitants; global rank | 116 | | 25 th |
| Resident filings per 100 billion USD GDP; global rank | 320 | | 28 th |
| Hague international filings; global rank | 253 | ↓39.6% | 18 th |
| Abroad filings via the Hague System | 445 | ↓32.9% | 25 th |
| Share of abroad filings using the Hague System | | 95.2% | |
| Hague top applicants (2021-2023) | | | |
| | I. Paleohorinos Fotistika A.b.e.e. | | 13 |
| | Relkon Hellas S.A. | | 2 |
| | Baloka Bros With Distinctive Title Twins Trade and Consulting Services | | 1 |
| | Gianso 4x4 Club, S.A. | | 1 |
| | Konstantinos Mouratidis | | 1 |

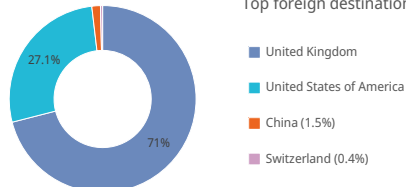
Design count in applications



Top Locarno classes; share



Top foreign destinations; share



Statistics for the IP office [2]

| | | | |
|----------------------------------------------------------|---------------------------------------------|--------|------------------|
| Total filings; global rank | 1,034 | ↑0.8% | 40 th |
| Resident; share | 811 | ↓5.5% | 78.4% |
| Non-resident; share | 223 | ↑32.7% | 21.6% |
| Number of Designs in Industrial Design Registrations | 1,109 | ↑3.2% | |
| Industrial designs in force; global rank | 1,157 | | 65 th |
| National IP office - applications per examiner | | | |
| National IP office - registration delay in days | | | |
| Filings via regional office - resident | European Union Intellectual Property Office | | 391 |
| Filings via regional office - non-resident | European Union Intellectual Property Office | | 116,493 |

Country of origin of non-resident filings; share

| | | |
|--------------------------|--------|-------|
| China | 26,999 | 23.1% |
| Germany | 15,974 | 13.7% |
| Italy | 14,069 | 12.1% |
| United States of America | 11,856 | 10.2% |
| France | 6,123 | 5.2% |

Geographical indications

Geographical Indications in force by product category

| | | |
|--------------------------------------|-------|-------|
| Agricultural products and foodstuffs | 2,047 | 37.9% |
| Wines and spirits | 3,361 | 62.1% |

Geographical Indications in force by legal means

| | | |
|----------------------------|-------|-------|
| Agreements | 1,888 | 34.9% |
| Sui generis | 16 | 0.3% |
| Regional system | 3,487 | 64.5% |
| Other national legal means | 16 | 0.3% |
| Lisbon system | 1 | 0% |

Plant variety

Plant variety applications filed by applicants residing in this country

| | |
|----------|----------------------------------|
| Resident | 6 |
| Abroad | 0 |
| Regional | Community Plant Variety Office 6 |

Plant variety in force

| | |
|--------------------------------|--------|
| National | 0 |
| Community Plant Variety Office | 30,927 |

Note

- (1) For trademarks, filings refer to the number of classes specified in applications.
- (2) For industrial designs, filings refer to number of designs contained in applications.
- (3) Statistics are produced regardless of whether the home office of the applicants supplied statistics or not. An asterisk symbol indicates that the home IP office did not supply statistics.
- (4) Statistics relating to "technical fields" are extracted from the Patstat database and are based on the publication date.
- (5) The indicator "resident applications per million population" is available for countries with a population greater than one million. The "indicator per GDP" is available for countries whose total GDP exceeds 10 billion US Dollar.
- (6) Percentage with a plus or minus symbol indicates the percentage change from the previous year.
- (7) Both national and regional data are used to establish the list of countries relating to non-resident filings.

Source: WIPO statistics database; last updated: 4/2025