

ePCT for Applicants and Offices

(Monday 21st October 2024)

Table of contents

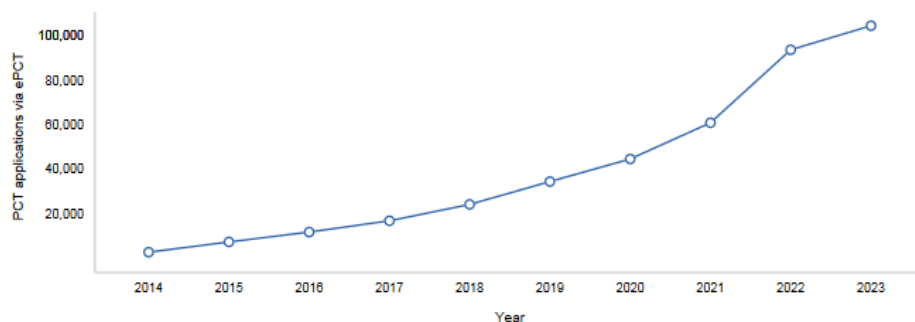
- What is ePCT
- ePCT-Filing
- Connections / Access rights
- ePCT features
 - Actions
 - Notifications
- ePCT for Offices
- Help

What is ePCT?

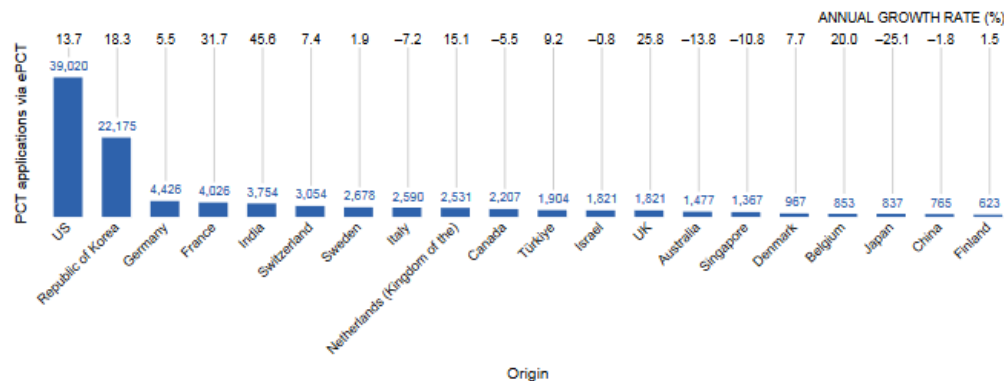
- Web portal developed by WIPO providing PCT online services for both applicants and IP Offices
<https://pct.wipo.int>
- User interface available in all 10 PCT publication languages
- ePCT allows applicants to file PCT Applications with 87 receiving Offices
- Perform a number of electronic PCT transactions ('Actions') with the IB and other participating IP Offices
- **Single WIPO Account** (username and password) gives access to ePCT and WIPO's other online services

2023 ePCT Statistics*

- PCT applications filed using ePCT nearly reached 105,000 in 2023, representing an increase of 11.6% compared to 2022






- Top 5 origins of ePCT-Filings: US, KR, DE, FR, IN



WIPO IP Portal - ePCT Integration (1)

■ Click «Protect & Manage» to navigate through the different WIPO IP Services

WIPO IP Portal

WIPO English    Pascal PIRIOU ▾

Understand & Learn ▾ Find & Explore ▾ **Protect & Manage ▾** Partner & Collaborate ▾ About WIPO ▾

| | | | |
|---|---|--|--|
| Patent Protection PCT – The International Patent System ePCT Budapest – The International Microorganism Deposit System | Trademark Protection Madrid – The International Trademark System eMadrid Article 6ter (armorial bearings, flags, state emblems) | Industrial Design Protection Hague – The International Design System eHague | Geographical Indication Protection Lisbon – The International System of Appellations of Origin and Geographical Indications eLisbon |
| Plant Variety Protection (UPOV) UPOV PRISMA UPOV e-PVP Administration UPOV e-PVP DUS Exchange | IP Dispute Resolution Mediation Arbitration Expert Determination Domain Name Disputes | IP Office Business Solutions Centralized Access to Search and Examination (CASE) Digital Access Service (DAS) | Paying for IP Services WIPO Pay Current Account at WIPO |

[Find more IP tools in the IP Portal →](#)

[Read more about our Organization →](#)

WIPO IP Portal - ePCT Integration (3)

■ ePCT Homepage <https://pct.wipo.int/ePCT/>

WIPO IP Portal

IP Portal

Help English Pascal PIRIOU

Home > PCT System > ePCT

ePCT Home ePCT FOR APPLICANTS ePCT FOR IP OFFICES NEW USERS

ePCT

WIPO'S GLOBAL PATENT GATEWAY FOR FILING AND MANAGING PCT APPLICATIONS

[Go to ePCT](#)

LATEST ePCT NEWS

A new version of ePCT is now available with many new features for applicants and IP Offices.

ePCT VIDEO TUTORIALS

Learn more about how to efficiently use ePCT and its many functionalities with our video tutorials.

WHAT IS ePCT?

ePCT is a secure browser-based system available in the 10 languages of publication offering a wide range of functions for applicants, IP Offices and third parties. Users with the relevant access rights can login to ePCT using their [WIPO Account](#) to access the latest bibliographic data and documents on record at the International Bureau (IB), including before publication. Login with strong authentication is required to access confidential information.

WHY USE ePCT?

Applicants can file new international applications to [participating PCT receiving Offices](#) and manage all subsequent processes using ePCT.

IP Offices can use the online functions hosted and maintained by WIPO to perform their functions as receiving Office (RO), International Searching Authority (ISA), International Preliminary Examining Authority (IPEA) and/or designated Office (DO), potentially economizing both the effort and expense required to develop their own electronic systems. For more details about the available features, please refer to the [ePCT IP Office user guide](#) and the [ePCT FAQs for IP Offices](#).

ePCT – Without strong authentication

☐ Limited functionalities (to the IB only)

- Upload document
- ePCT message
- Actions:
 - File Art. 19 amendments (in text format only)
 - Request change under PCT Rule 92 bis for published applications only
 - Submit third party observation

☐ Practical alternative to paper

ePCT - with strong authentication (1)

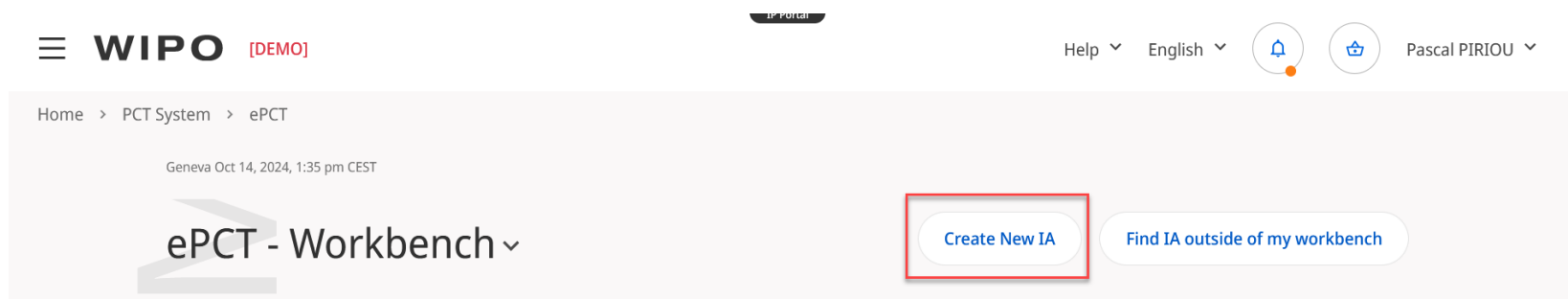
- Best practice – set up at least 2 strong authentication methods
 - ❑ PUSH Notification using the ForgeRock Authenticator app installed on a mobile device to receive push notifications
 - ❑ Authenticator app with one-time password on a mobile device or equivalent app for computer e.g., WINAUTH
 - ❑ SMS text with one-time password or One-time password sent to land line number
 - ❑ Obtain/upload a digital certificate from WIPO
 - ❑ Set-up instructions and videos are available on the ePCT HELP page

ePCT – with strong authentication (2)

- Access confidential data and documents including before publication
- Full access to all functionalities with real-time validations
 - Filing a new PCT application
 - Submit a wide range of online requests via “Actions”
 - Upload post-filing documents to the IB and other participating offices (ISA, IPEA, RO)
 - Set up automated notifications and deadlines warnings

ePCT Filing (1)

- Login to ePCT with strong authentication method
- Click on “create new IA



- Fill in the screens in the order in which they appear to benefit from re-use of certain data
- Real-time validation of data against the electronic processing system of the International Bureau

ePCT Filing (2)

■ Document format:

- ☐ PDF > 200CHF fee reduction
- ☐ Docx > 300 CHF fee reduction
- ☐ XML > 300 CHF fee reduction

The specification is attached as:

- ☐ PDF format - separate files for description, claims, abstract, drawings [\[Tips for converting to PDF\]](#)
- ☒ PDF format - single specification for description, claims, abstract [drawings can be included or attached separately]
- ☐ DOCX format - for conversion to Application Body XML [\[Template file\]](#) [\[User guide\]](#) [\[Sample file\]](#)
- ☐ XML format - full application body

Direct ePCT-Filing with 84 ROs

- **All** data + documents are uploaded and validated in ePCT
- Transmitted to the receiving Office' server or to the hosted server by IB
- ePCT cannot be used to pay the fees to the receiving Offices except RO/IB
- Two step process with RO/US, IL, CA (= 87 ROs)

Clone IA

- “Clone” existing application or draft application to create a new one
- Provided that an international application was prepared using ePCT-Filing
 - Bibliographic data of an existing application (whether filed or not) can used as application template
 - Choose to include specification and any attached documents in the New IA (except for US and IL)
 - Except: SL, Declaration of inventorship (iv), Translation of IA body

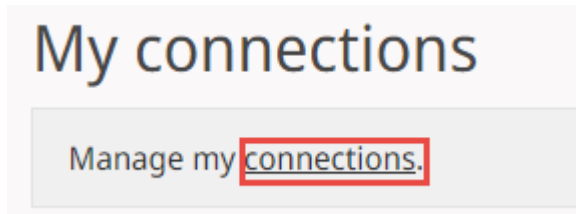

Connections (1)

First step in sharing access rights to PCT applications

- Establish a connection between two WIPO Accounts having a strong authentication
- Unlimited number of connections

Connections (2)

- Connections are managed within WIPO Account: select 'My WIPO Account' from the drop-down menu after clicking on the name of the user in the navigation bar



Types of Access Rights

- eOwner (tip: always have two e-Owners per IA)
 - Complete control over the application in ePCT
 - Can be the applicant, agent or another individual
- eEditor
 - Can take all actions except managing access rights
- eViewer
 - Can only 'View' and 'Download'

Access Rights

- Individual
- Access right groups
 - Set up access rights groups to share access rights
 - at the time of creating a New IA
 - when cloning an existing application
 - when requesting an access rights code for filing using EPO online filing software or JPO PAS
 - when editing access rights

Request Access Rights at the time of filing using ePCT

- **Access rights is granted automatically when using ePCT-Filing**
- Access rights can be assigned to connections, including prior to filing
- Access rights group can be set up and applied

Documents (1)

- Access to documents on record as held by the IB, but also documents submitted to ePCT participating Offices in their capacity as RO, ISA, IPEA

<https://www.wipo.int/pct/en/epct/learnmore.html?N=532>

| DOCUMENTS | | | |
|---|----------|-------------------|-------------|
| RECORD AS HELD BY THE IB | | | |
| <input type="checkbox"/> Documents [Doc ID] ↕ | Source ↕ | Status ↕ | Date ▼ |
| <input type="checkbox"/> E Filing Transmission Receipt [1] 1 page | ePCT | Processed | 06 Mar 2017 |
| <input type="checkbox"/> ePCT Message [9] 1 page | RO | Not yet processed | 06 Mar 2017 |
| <input type="checkbox"/> Application Body as Filed [2] 4 pages | ePCT | Not yet processed | 06 Mar 2017 |
| DOCUMENTS FOR ISA/EP | | | |
| <input type="checkbox"/> Documents [Doc ID] ↕ | Source ↕ | Status ↕ | Date ▼ |
| <input type="checkbox"/> ePCT Cover Letter [10] 1 page | ePCT | Copy as received | 07 Mar 2017 |
| <input type="checkbox"/> Request for Rectification [11] 1 page | ePCT | Copy as received | 07 Mar 2017 |
| DOCUMENTS FOR IPEA/EP | | | |
| <input type="checkbox"/> Documents [Doc ID] ↕ | Source ↕ | Status ↕ | Date ▼ |
| <input type="checkbox"/> Chapter II Demand for IPEA [13] 6 pages | ePCT | Copy as received | 07 Mar 2017 |
| <input type="checkbox"/> ePCT Cover Letter [12] 1 page | ePCT | Copy as received | 07 Mar 2017 |

Actions

- Full suite of Actions (include validations of data and time limits)

▼ Actions

Select Action

Action *

- Amendments Under Article 19 (text format only)
- Create Power of Attorney
- Declarations under Rule 4.17
- Licensing Availability Request
- Make international application available to DAS
- Observations on close prior art
- Obtain priority document from DAS
- > Online Payment
- Prepare and submit indications relating to biological material (RO/134)
- Request for Early Publication
- Rule 92bis change request
- Submit Chapter II Demand
- Translation for international publication
- > Update File Reference
- Upload Documents
- Withdraw Chapter II Demand
- Withdraw Designation(s)
- Withdraw Election(s)
- Withdraw International Application
- Withdraw Priority Claim(s)

Timeline and ePCT notifications

- Date and time in Geneva, Switzerland, is displayed at the top of the screen to facilitate awareness of deadlines
- Graphical representation of PCT time limits
- Summary of key dates
- E-mail alerts for most of these time limits can be set up in Notifications Preferences
 - To specify the events in the lifecycle of a PCT application for which you want to receive notifications
 - Methods : email, ePCT notification list, or both and type of notification

ePCT with RO/BG

- 53 % PCT applications are filed using ePCT
- Applicants have the ability to upload documents
- Applicants have the ability to send ePCT messages
- ePCT-Filing since 09 November 2020 (PDF, docx, XML)
- Applicants have the ability to give eViewer access rights to the receiving Office before filing if ePCT-Filing is used
- Send same day correction

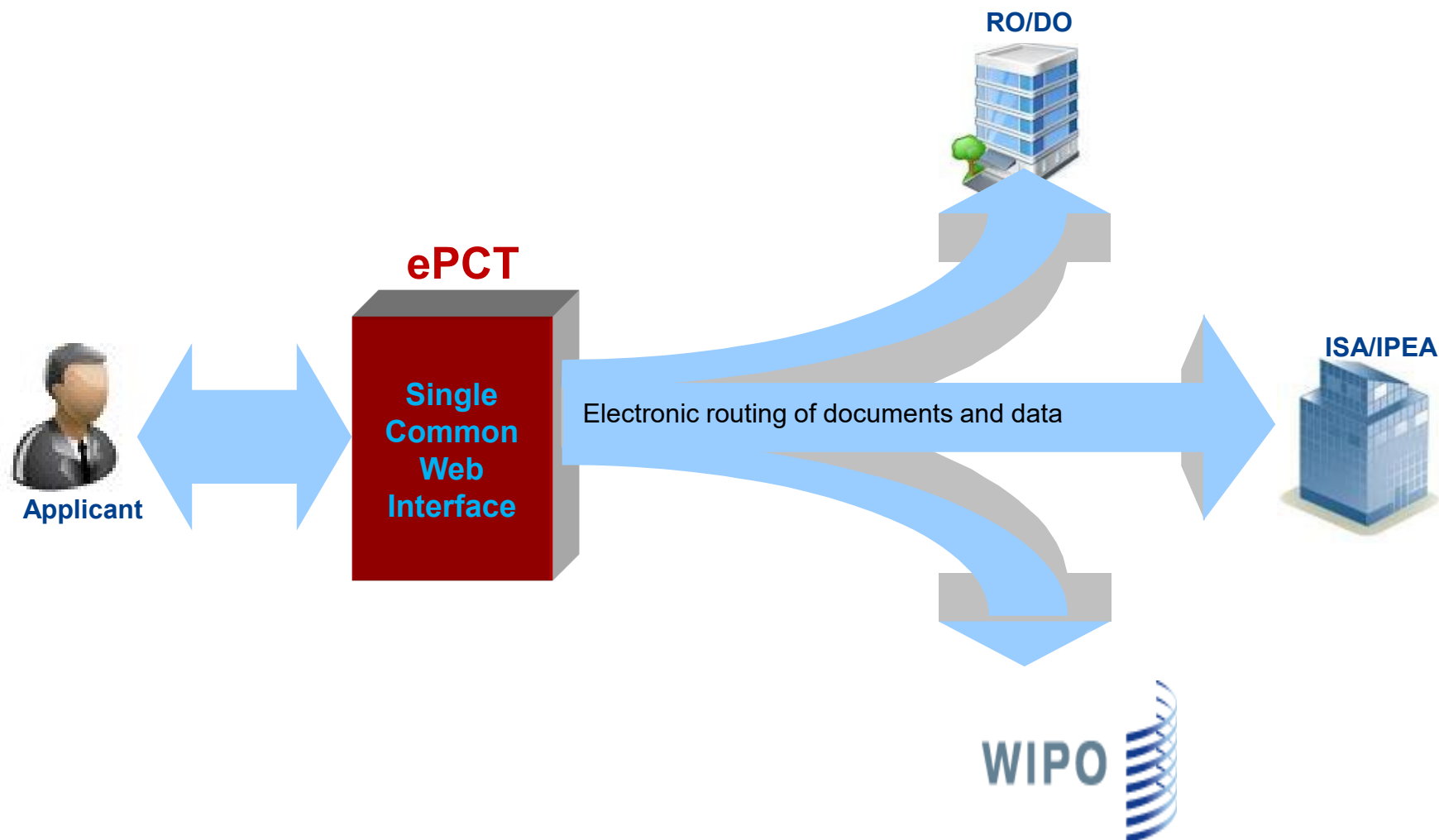
Business Continuity Service

- Business Continuity Service (BCS) <https://pctcs.wipo.int>
 - ❑ **IMPORTANT** - BCS is a backup solution to be used only if ePCT is unavailable for technical reasons or a user is unable to log in ePCT with the WIPO Account
 - ❑ Please use ePCT system whenever possible to benefit from the full range of functions and validations
- Possibility to file with 87 receiving Offices
- Upload documents to IB only



ePCT for Offices

Single Common Web Interface (ePCT)



ePCT for Offices

- RO, ISA, IPEA + DO role-based access to PCT applications via secure ePCT Office accounts
- Increasing number of IP Offices now using ePCT for their regular PCT business using services hosted by WIPO
- ‘Office profile’ function allows you to look up if an Office is using ePCT and other useful reference data
<https://pct.wipo.int/ePCT/private/officeProfile.xhtml>

ePCT Office: RO Functions (1)

- A receiving Office (RO) can upload and process an international application filed on **paper**
- ROs can process new applications filed **electronically**
- ROs can transmit international applications to the International Bureau (IB)
- ROs can upload and process post-filing documents (priority documents, translations, replacement sheets, *etc.*)

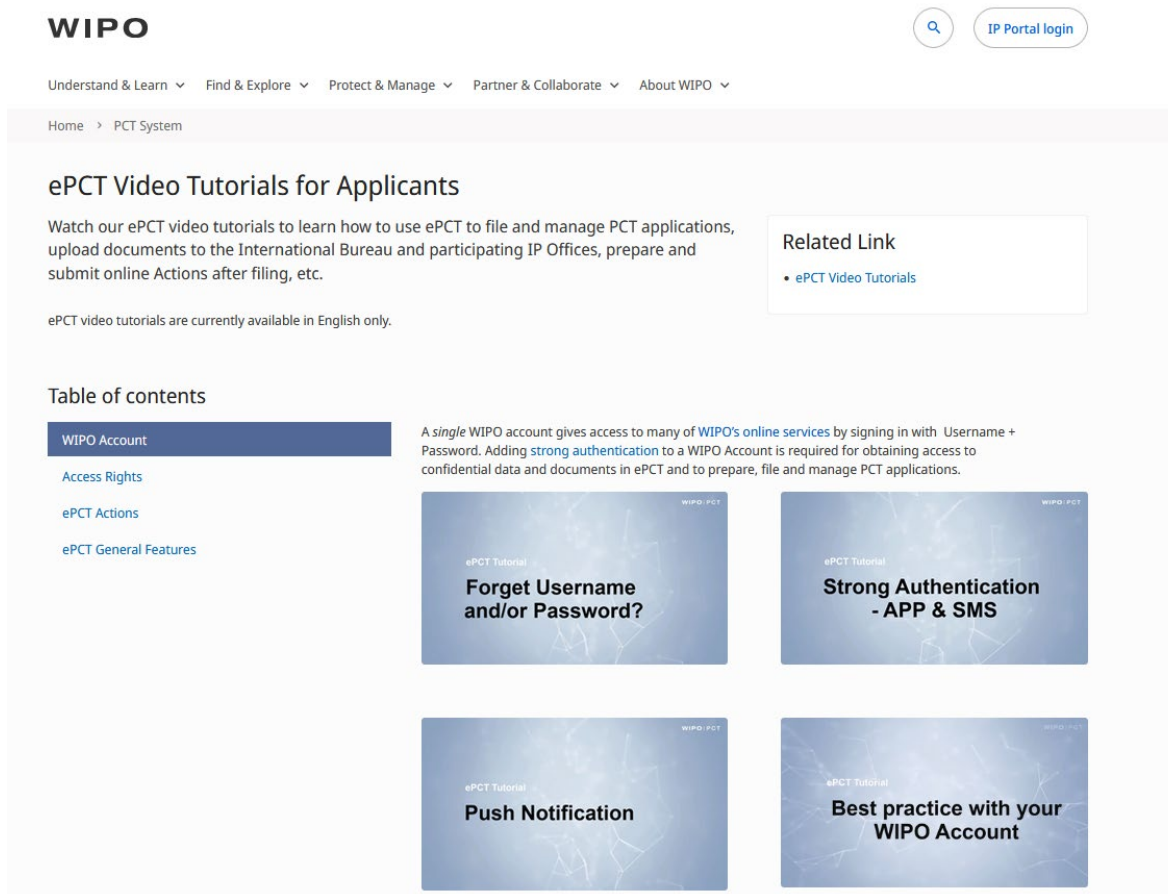
ePCT Office: RO Functions (2)

■ The receiving Office can also perform a series of actions:

- ☐ Manage prescribed fees
- ☐ Confirm the search fee
- ☐ Withdraw an international application
- ☐ Generate RO forms (RO/102, RO/105, RO/106, *etc.*)

ePCT tutorial videos

■ <https://www.wipo.int/pct/en/epct/tutorials.html>



The screenshot shows the WIPO ePCT tutorial page. At the top, the WIPO logo is on the left, and a search icon and 'IP Portal login' button are on the right. Below the logo is a navigation menu with links: 'Understand & Learn', 'Find & Explore', 'Protect & Manage', 'Partner & Collaborate', and 'About WIPO'. A breadcrumb trail shows 'Home > PCT System'. The main heading is 'ePCT Video Tutorials for Applicants'. Below this, a paragraph explains that users can watch ePCT video tutorials to learn how to use ePCT to file and manage PCT applications, upload documents to the International Bureau and participating IP Offices, prepare and submit online Actions after filing, etc. A note states that ePCT video tutorials are currently available in English only. To the right, a 'Related Link' box contains a link to 'ePCT Video Tutorials'. Below the main text is a 'Table of contents' section with a sidebar containing links: 'WIPO Account', 'Access Rights', 'ePCT Actions', and 'ePCT General Features'. The main content area of the table of contents includes a paragraph explaining that a single WIPO account gives access to many of WIPO's online services by signing in with Username + Password, and that adding strong authentication to a WIPO Account is required for obtaining access to confidential data and documents in ePCT and to prepare, file and manage PCT applications. Below this paragraph are four video thumbnails, each with the title 'ePCT Tutorial' and a specific topic: 'Forget Username and/or Password?', 'Strong Authentication - APP & SMS', 'Push Notification', and 'Best practice with your WIPO Account'.

WIPO

Understand & Learn ▾ Find & Explore ▾ Protect & Manage ▾ Partner & Collaborate ▾ About WIPO ▾

Home > PCT System

ePCT Video Tutorials for Applicants

Watch our ePCT video tutorials to learn how to use ePCT to file and manage PCT applications, upload documents to the International Bureau and participating IP Offices, prepare and submit online Actions after filing, etc.

ePCT video tutorials are currently available in English only.

Related Link

- [ePCT Video Tutorials](#)

Table of contents

- WIPO Account**
- [Access Rights](#)
- [ePCT Actions](#)
- [ePCT General Features](#)

A single WIPO account gives access to many of WIPO's online services by signing in with Username + Password. Adding **strong authentication** to a WIPO Account is required for obtaining access to confidential data and documents in ePCT and to prepare, file and manage PCT applications.

ePCT Tutorial

Forget Username and/or Password?

ePCT Tutorial

Strong Authentication - APP & SMS

ePCT Tutorial

Push Notification

ePCT Tutorial

Best practice with your WIPO Account

ePCT in DEMO mode

- URL of ePCT Demo: <https://pctdemo.wipo.int>
- Demo environment in which you can practice and familiarize yourself with ePCT
- **Do not use confidential or sensitive data in the ePCT demo environment**
- **BE CAREFUL NOT TO CONFUSE DEMO MODE WITH PRODUCTION MODE!**

HELP with ePCT (1)

- Use the “HELP” link in the ePCT navigation bar
<https://www.wipo.int/en/web/ipportal-support/epct-user-guide/faq?>
- FAQs and user documentation
 - ❑ Database of help info (use ‘Search’ feature to pinpoint a topic in FAQs)
 - ❑ Webinars on ePCT
 - ❑ ePCT tutorial videos

HELP with ePCT (2)

■ PCT eServices

□ Tel: +41-22-338-9523

□ E-mail: pct.eservices@wipo.int

□ Monday to Friday, 9am-6pm Geneva time

Thank you!

